












# DEPOSITS RESULTING FROM THE 1991 ERUPTION OF MOUNT PINATUBO, PHILIPPINES.

(period 1991 - 1994)

## LEGEND

-  Pinatubo 1991 crater
-  Pyroclastic flow deposits
-  Lahars from ash in 1991
-  Lahar related flooding
-  Lahar-dammed lakes
-  Thickness of ashfall deposits in 1991 (in cm.)
-  Towns
-  Military Base
-  Roads
-  Rivers
-  Study area of the Sacobia Catchment

